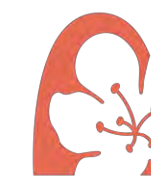





My field trip to **New England Botanic Garden at Tower Hill**



New England
Botanic Garden
AT TOWER HILL





Before we visit the property, let's go over some expectations and some items you may see or use at New England Botanic Garden at Tower Hill.





I will see many beautiful plants and flowers. It is okay to look, smell, or gently touch most of the plants outside. It is not okay to pick leaves or flowers. This will keep me and the plants safe!



I may see wildlife during my visit like birds, bugs, squirrels, chipmunks, snakes, turkeys, and deer. If I see wildlife, I will keep a safe distance so the animals and I are both safe.



There are gardeners that take care of the plants at the Garden. They use many different types of tools. If I see a tool, I will not pick it up. I may also hear loud noises from other equipment.



When I see vehicles or other people on the paths or trails, I will step aside and share the path. I understand that vehicles are for staff only, and I will stay away from them.



There are many events, classes, ceremonies, and other tours that happen at the Garden. I may hear music or see large groups during my visit. I will stay with my group and not disturb them.



The Garden allows dogs. I may see dogs on a leash walking along the pathways and trails. I will not approach the dog, but I can admire from afar.



I will see fountains and water displays throughout the Garden. The fountains may be noisy in some gardens. I will watch my step and stay on pathways so I do not fall into the water.



If I need the bathroom, they are to the left in the Milton Gallery hallway and in the Ramble, the children's garden. I will look for these signs or the building if I need a bathroom break.



I will need to drink a lot of water today to stay hydrated. I can bring a water bottle to fill up or stop by the water fountains, near the bathrooms, when I need a drink.



If I have any trash or recycling, I will find a black trash can or blue recycling can to throw it away rather than leaving it outside. These can be found all throughout the formal gardens and building.



If I get lost or would like to look at a map, there are many located around the Garden. Find the “You Are Here” point to orient yourself on the map.



It is likely I will see artwork in the hallway of the Visitors Center and the Fern Gallery in the Orangerie. I will only observe the artwork with my eyes, not my hands.

Garden Maps

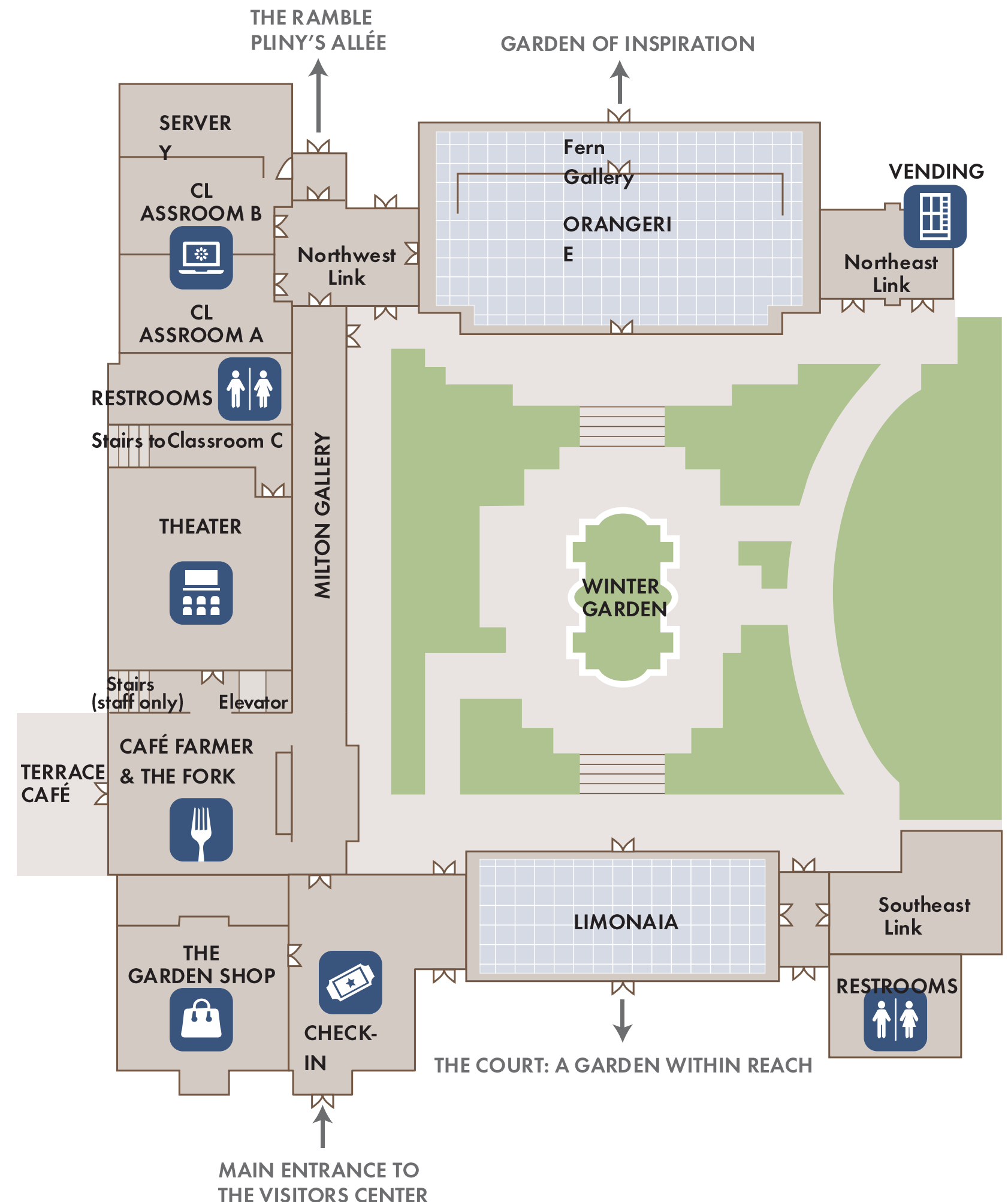
Use the links below to look at the outdoor and indoor maps.

[Outdoor Map](#)

-This map shows garden names and trail difficulty.

[Indoor Map](#)

-This map names all the indoor rooms, bathrooms, and exits.





Let's start the field trip! I will be outside for the entire field trip. My group and I will talk, write, observe nature, and play games. I will enjoy my day outside.





I will be visiting New England Botanic Garden at Tower Hill for a school field trip this year.



I will enter the Garden property through the front gate. My bus may have to wait for the gate to open if it is before 10:00am, so I will be patient if it is closed.



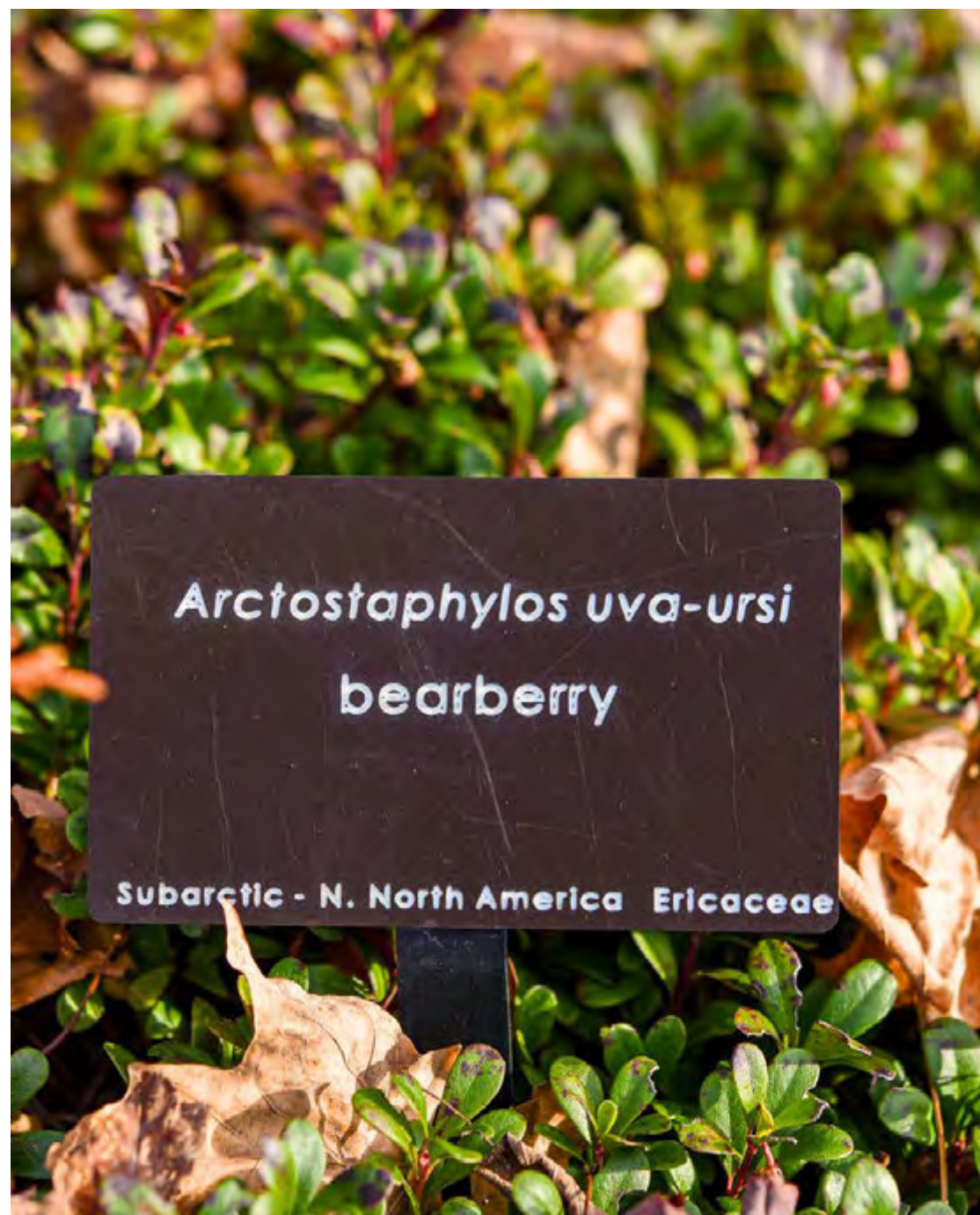
My bus will park at the bus drop-off lane. This is where a Garden education staff will meet with teachers and bus drivers. They will guide us off the bus.



When I get off the bus, I will walk along the entry garden path to the Visitors Center to enter the Garden.



I will enter the Garden through one of these two entrances after walking from the bus. I can use the bathroom inside during this time.



1 SCIENTIFIC NAME: The two-part name, italicized (genus and species), sometimes followed by subspecies, variety, or forma.

2 CULTIVAR NAME: Indicates that the plant has been selected for special characteristics like color, fragrance, or growth habit and is vegetatively propagated.

3 COMMON NAME: The popular name for a plant.

5 SPECIES NATIVITY: Location or range where a species occurs naturally. *Those with 'garden origin' were grown in-house.



4 MISCELLANEOUS INFORMATION: Additional information may inform reader about plant specifics such as IUCN Red List.

6 FAMILY NAME: Botanists classify or group plants into distinct plant families based on morphology and/or genetics. Plants in a particular family may share certain observable traits, such as flower form and function.

While walking around the Garden, I will see many signs that tell us about the plants. I am welcome to read these as long as I stay on the pathway or trail and stay with my group.



This is the Cottage Garden. I can sit or walk on the grass. There will be shade from the *Magnolia* tree and flowers bordering the grass circle.



This is the Vegetable Garden. I may recognize many vegetables and herbs here. I will not pick any of the food I see and walk along the gravel paths so that I do not harm any plants.



This is The Court: The Garden Within Reach. I can touch many of the plants here to feel different textures, but I will not touch the water in the fountain.



This is the Lawn Garden. I can walk along the brick path around the lawn or walk through the grass. I might eat lunch and snack here during my field trip.



This is the Secret Garden. I can walk on the pathway or the grass here. There is a small water feature with a fountain here that may be noisy. There are two staircases and a path that lead here.



There are two tropical conservatories here at the Garden, the Orangerie and the Limonaia. They are warmer and humid like the rainforest. If I visit from May-Sept, these plants will be outside.



This is the Garden of Inspiration. There are a variety of plants here. I may see many bees buzzing around the flowers. If a bee comes near me, I will be still and remain calm.



This is the Climate Garden. I may recognize many vegetables and herbs here. I will not pick any vegetables, but I can gently touch and smell the herbs found in the smaller beds to the left.



This is our Wildlife Pond. I can view the pond from the gravel path or the pavilion. I might hear bird calls or frog croaks. I will not touch or get close to the water.



This is the forest. There are tall trees here that shade the Sun. It may be cooler and darker here. I will stay along the dirt trails. There are many roots, so I will walk slowly and carefully.



This is the meadow. The grass is tall here. Many birds and bugs can be seen here. I will stay out of the tall grass and not touch any plants here because some may be poisonous.



This is the Ramble also known as the children's garden. The pathway is bouncier because it is made of rubber. There is a pond, waterfall, wooden house, tunnel, rock stacking area, and a lawn.



This is the Ramble Pavilion. It is a good spot to sit and enjoy the outdoors, and I might eat lunch here or at the Lawn Garden. I will make sure I leave my lunch areas clean and throw away trash.



I will have fun and learn a lot during my field trip at the New England Botanic Garden at Tower Hill!

